PRODUCT FAMILY DATASHEET
TruSys PERFORMANCE EMERGENCY WIDE

Luminaire inserts with wide light distribution for standard and emergency lighting



AREAS OF APPLICATION

- Emergency illumination of escape routes
- Antipanic lighting
- Buildings requiring up to 3 h emergency light operation
- Direct replacement for luminaires with fluorescent lamps
- Industry halls, high rack warehouse, garages, hardware stores
- Discounters, supermarkets

PRODUCT BENEFITS

- Seamless integration of luminaires with emergency lighting function into general lighting
- Easy wiring thanks to included prewired driver and battery for Emergency lighting function
- Simple testing of luminaires with emergency lighting function thanks to integrated automatic test function
- Convenient visualization of results of automatic test with an included control LED
- Operation of integrated emergency lighting function with long life LiFePO4 battery with 3h battery discharge time
- High luminous efficacy in normal operation
- 3 years guarantee
- Homogenous light distribution
- Easy installation, no tools required for connection
- Energy saving and cost-effective
- Flexible application due to a range of different lumen packages and beam angles
- Rows of up to 57 luminaires possible

PRODUCT FEATURES



© 2020, LEDVANCE GmbH. All rights reserved.

- Certified according to European norms (EN 60598-1:2015; EN 60598-2-22:2014)
- Luminaire suited for normal lighting and emergency lighting
- Self-contained luminaires
- Emergency lighting function: battery discharge time of 3 h
- Function test of emergency lighting: automatic (AT)
- Battery technology: LiFePO4
- Beam angle wide: 90°
- Click into place solution with smart click buttons
- Luminous efficacy: up to 160 lm/W
- Fixed luminare taps
- Lumen package 5600 lm, 8000 lm, 11200 lm
- Steel-sheet housing

TECHNICAL DATA

	Electrical data	Luminaire control gear data					Photometrical data
Product description	**Nominal wattage**	**ECG - Output ripple current**	**Low flicker**	**Max. no. of lum. on circuit break. B16 A**	**Max. no. of lum. on circuit break. C10 A**	**Max. no. of lum. on circuit break. C16 A**	**Luminous flux**
TruSys PFM EM W 35 W 4000 K AT 3H [1)]	35.00 W	<20 %	Yes	13	12	19	5600 lm
TruSys PFM EM W 50 W 4000 K AT 3H [1)]	50.00 W	<20 %	Yes	8	8	13	8000 lm
TruSys PFM EM W 70 W 4000 K AT 3H [1)]	70.00 W	<20 %	Yes	5	5	9	11200 lm

	Light technical data	Dimensions & weight				Colors & materials		Temperatures & operating conditions	Lifespan	
Product description	**Beam angle**	**Length**	**Width**	**Height**	**Product weight**	**Housing color**	**Product color**	**Ambient temperature range**	**Number of switching cycles**	**Lifespan L70/B50 at 25 °C**
TruSys PFM EM W 35 W 4000 K AT 3H [1)]	90.00 °	1500 mm	66.8 mm	39.4 mm	1660.00 g	White	White	-25…+40 °C	100000	65000 h
TruSys PFM EM W 50 W 4000 K AT 3H [1)]	90.00 °	1500 mm	66.8 mm	39.4 mm	1660.00 g	White	White	-25…+40 °C	100000	65000 h
TruSys PFM EM W 70 W 4000 K AT 3H [1)]	90.00 °	1500 mm	66.8 mm	39.4 mm	1660.00 g	White	White	-25…+40 °C	100000	55000 h

© 2020, LEDVANCE GmbH. All rights reserved.

			Additional product data		Capabilities	Logistical data
Product description	**Lifespan L80/B10 at 25 °C**	**Lifespan L90/B10 at 25 °C**	**Mounting type**	**Mounting location**	**Dimmable**	**Temperature range at storage**
TruSys PFM EM W 35 W 4000 K AT 3H [1)]	60000 h	50000 h	Suspended/Surface	Mounting rail	Yes	5…+35 °C
TruSys PFM EM W 50 W 4000 K AT 3H [1)]	60000 h	50000 h	Suspended/Surface	Mounting rail	Yes	5…+35 °C
TruSys PFM EM W 70 W 4000 K AT 3H [1)]	50000 h	40000 h	Suspended/Surface	Mounting rail	Yes	5…+35 °C

[1)] Available from March 2020

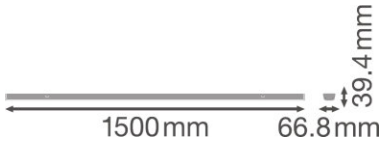

TruSys PFM EM W 35 W 4000 K AT 3H,
TruSys PFM EM W 50 W 4000 K AT 3H,
TruSys PFM EM W 70 W 4000 K AT 3H

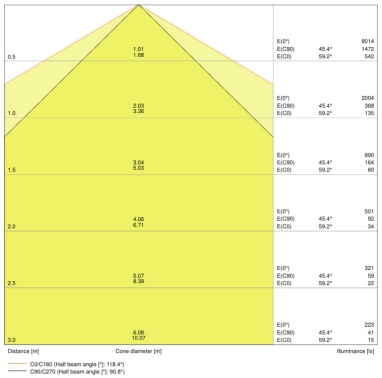

TruSys PFM EM W 35 W 4000 K AT 3H

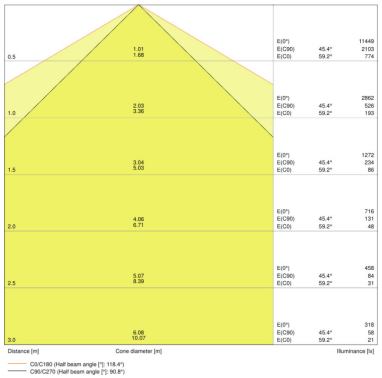

TruSys PFM EM W 50 W 4000 K AT 3H

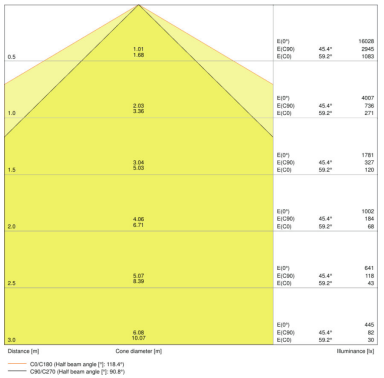

TruSys PFM EM W 70 W 4000 K AT 3H

EQUIPMENT / ACCESSORIES

– Mounting rail with fixed integrated 8-pole cable

© 2020, LEDVANCE GmbH. All rights reserved.

APPLICATION ADVICE

For more detailed application information and graphics please see product datasheet.

LOGISTICAL DATA

Product code	Packaging unit (Pieces/Unit)	Dimensions (length x width x height)	Gross weight	Volume
4058075291164	Shipping carton box 4	1589 mm x 194 mm x 198 mm	8133.00 g	61.04 dm^3
4058075291188	Shipping carton box 4	1589 mm x 194 mm x 198 mm	8133.00 g	61.04 dm^3
4058075291201	Shipping carton box 4	1589 mm x 194 mm x 198 mm	8133.00 g	61.04 dm^3

The mentioned product code describes the smallest quantity unit which can be ordered. One shipping unit can contain one or more single products. When placing an order, for the quantity please enter single or multiples of a shipping unit.

REFERENCES / LINKS

For Guarantee see

- www.ledvance.com/guarantee

DISCLAIMER

Subject to change without notice. Errors and omission excepted. Always make sure to use the most recent release.

© 2020, LEDVANCE GmbH. All rights reserved.