

PRODUCT FAMILY DATASHEET

HQL LED PRO

LED replacement for HID lamps for outdoor application



Areas of application

- Streets
- Area lighting
- Pedestrian zones
- Parks
- Outdoor applications only in suitable luminaires

Product benefits

- Saves up to 78 % energy when used as replacement for mercury vapor lamps (HQL)
- Low maintenance costs thanks to long lifetime
- Instant 100 % light, no warm-up time

Product features

- Replacement for HQL: Suitable for operation with conventional control gear (CCG) for HQL or 230 V mains
- Replacement for other HID: Suitable for operation with line voltage without control gear
- Power factor: 0.9
- Type of protection: IP65
- High surge protection: up to 6 kV (L-N)

TECHNICAL DATA

Electrical data

Product description	Nominal wattage	Construction wattage	Nominal voltage	Claimed equiv. conventional lamp power	Nominal current
HQL LED 1800 lm 14.5 W/2700 K E27	14.5 W	14.50 W	220...240 V	50 W	67 mA
HQL LED 2000 lm 14.5 W/4000 K E27	14.5 W	14.50 W	220...240 V	50 W	67 mA
HQL LED 1800 lm 15 W/2700 K E27	15 W	15.00 W	220...240 V	50 W	75 mA
HQL LED 2000 lm 15 W/4000 K E27	15 W	15.00 W	220...240 V	50 W	75 mA
HQL LED 1800 lm 16 W/2700 K E27	16 W	16.00 W	220...240 V	50 W	75 mA
HQL LED 2000 lm 16 W/4000 K E27	16 W	16.00 W	220...240 V	50 W	75 mA
HQL LED 2000 lm 16 W/4000 K E27	16 W	16.00 W	220...240 V	50 W	75 mA
HQL LED 2700 lm 21.5 W/2700 K E27	21.5 W	21.50 W	220...240 V	80 W	100 mA
HQL LED 3000 lm 21.5 W/4000 K E27	21.5 W	21.50 W	220...240 V	80 W	100 mA
HQL LED 2700 lm 22 W/2700 K E27	22 W	22.00 W	220...240 V	80 W	120 mA
HQL LED 3000 lm 22 W/4000 K E27	22 W	22.00 W	220...240 V	80 W	120 mA
HQL LED 2700 lm 23 W/2700 K E27	23 W	23.00 W	220...240 V	50 W	110 mA
HQL LED 3000 lm 23 W/4000 K E27	23 W	23.00 W	220...240 V	50 W	110 mA
HQL LED 3600 lm 29 W/2700 K E27	29 W	29.00 W	220...240 V	80 W	140 mA
HQL LED 3600 lm 29 W/2700 K E27	29 W	29.00 W	220...240 V	80 W	135 mA
HQL LED 4000 lm 29 W/4000 K E27	29 W	29.00 W	220...240 V	80 W	135 mA
HQL LED 4000 lm 29 W/4000 K E27	29 W	29.00 W	220...240 V	80 W	140 mA
HQL LED 3600 lm 30 W/2700 K E27	30 W	30.00 W	220...240 V	80 W	136 mA
HQL LED 4000 lm 30 W/4000 K E27	30 W	30.00 W	220...240 V	80 W	136 mA

Product description	Nominal wattage	Construction wattage	Nominal voltage	Claimed equiv. conventional lamp power	Nominal current
HQL LED 4000 lm 30 W/4000 K E27	30 W	30.00 W	220...240 V	80 W	136 mA
HQL LED 5400 lm 41 W/2700 K E27	41 W	41.00 W	220...240 V	125 W	190 mA
HQL LED 5400 lm 41 W/2700 K E40	41 W	41.00 W	220...240 V	125 W	190 mA
HQL LED 6000 lm 41 W/4000 K E27	41 W	41.00 W	220...240 V	125 W	190 mA
HQL LED 6000 lm 41 W/4000 K E40	41 W	41.00 W	220...240 V	125 W	190 mA
HQL LED 5400 lm 46 W/2700 K E27	46 W	46.00 W	220...240 V	125 W	210 mA
HQL LED 5400 lm 46 W/2700 K E40	46 W	46.00 W	220...240 V	125 W	210 mA
HQL LED 6000 lm 46 W/4000 K E27	46 W	46.00 W	220...240 V	125 W	210 mA
HQL LED 6000 lm 46 W/4000 K E27	46 W	46.00 W	220...240 V	125 W	210 mA
HQL LED 6000 lm 46 W/4000 K E40	46 W	46.00 W	220...240 V	125 W	210 mA
HQL LED 11700 lm 90 W/2700 K E40	90 W	90.00 W	220...240 V	250 W	410 mA
HQL LED 13000 lm 90 W/4000 K E40	90 W	90.00 W	220...240 V	250 W	410 mA
HQL LED 11700 lm 95 W/2700 K E40	95 W	95.00 W	220...240 V	250 W	425 mA
HQL LED 13000 lm 95 W/4000 K E40	95 W	95.00 W	220...240 V	250 W	425 mA
HQL LED 13000 lm 95 W/4000 K E40	95 W	95.00 W	220...240 V	250 W	425 mA

Product description	Type of current	Operating frequency	Mains frequency	Max. lamp no. on circuit break. 10 A (B)	Max. lamp no. on circuit break. B10 A - CCG without compensation
HQL LED 1800 lm 14.5 W/2700 K E27	AC	50/60 Hz	50/60 Hz	94	80
HQL LED 2000 lm 14.5 W/4000 K E27	AC	50/60 Hz	50/60 Hz	94	80
HQL LED 1800 lm 15 W/2700 K E27	AC	50/60 Hz	50/60 Hz	94	80
HQL LED 2000 lm 15 W/4000 K E27	AC	50/60 Hz	50/60 Hz	94	80

Product description	Type of current	Operating frequency	Mains frequency	Max. lamp no. on circuit break. 10 A (B)	Max. lamp no. on circuit break. B10 A - CCG without compensation
HQL LED 1800 lm 16 W/2700 K E27	AC	50/60 Hz	50/60 Hz	80	80
HQL LED 2000 lm 16 W/4000 K E27	AC	50/60 Hz	50/60 Hz	80	80
HQL LED 2000 lm 16 W/4000 K E27	AC	50/60 Hz	50/60 Hz	80	80
HQL LED 2700 lm 21.5 W/2700 K E27	AC	50/60 Hz	50/60 Hz	66	55
HQL LED 3000 lm 21.5 W/4000 K E27	AC	50/60 Hz	50/60 Hz	66	55
HQL LED 2700 lm 22 W/2700 K E27	AC	50/60 Hz	50/60 Hz	66	55
HQL LED 3000 lm 22 W/4000 K E27	AC	50/60 Hz	50/60 Hz	66	55
HQL LED 2700 lm 23 W/2700 K E27	AC	50/60 Hz	50/60 Hz	56	56
HQL LED 3000 lm 23 W/4000 K E27	AC	50/60 Hz	50/60 Hz	56	56
HQL LED 3600 lm 29 W/2700 K E27	AC	50/60 Hz	50/60 Hz	48	40
HQL LED 3600 lm 29 W/2700 K E27	AC	50/60 Hz	50/60 Hz	48	40
HQL LED 4000 lm 29 W/4000 K E27	AC	50/60 Hz	50/60 Hz	48	40
HQL LED 4000 lm 29 W/4000 K E27	AC	50/60 Hz	50/60 Hz	48	40
HQL LED 3600 lm 30 W/2700 K E27	AC	50/60 Hz	50/60 Hz	42	42
HQL LED 4000 lm 30 W/4000 K E27	AC	50/60 Hz	50/60 Hz	42	42
HQL LED 4000 lm 30 W/4000 K E27	AC	50/60 Hz	50/60 Hz	42	42
HQL LED 5400 lm 41 W/2700 K E27	AC	50/60 Hz	50/60 Hz	33	25
HQL LED 5400 lm 41 W/2700 K E40	AC	50/60 Hz	50/60 Hz	33	25
HQL LED 6000 lm 41 W/4000 K E27	AC	50/60 Hz	50/60 Hz	33	25
HQL LED 6000 lm 41 W/4000 K E40	AC	50/60 Hz	50/60 Hz	33	25
HQL LED 5400 lm 46 W/2700 K E27	AC	50/60 Hz	50/60 Hz	23	23

Product description	Type of current	Operating frequency	Mains frequency	Max. lamp no. on circuit break. 10 A (B)	Max. lamp no. on circuit break. B10 A - CCG without compensation
HQL LED 5400 lm 46 W/2700 K E40	AC	50/60 Hz	50/60 Hz	23	23
HQL LED 6000 lm 46 W/4000 K E27	AC	50/60 Hz	50/60 Hz	23	23
HQL LED 6000 lm 46 W/4000 K E27	AC	50/60 Hz	50/60 Hz	23	23
HQL LED 6000 lm 46 W/4000 K E40	AC	50/60 Hz	50/60 Hz	23	23
HQL LED 11700 lm 90 W/2700 K E40	AC	50/60 Hz	50/60 Hz	13	11
HQL LED 13000 lm 90 W/4000 K E40	AC	50/60 Hz	50/60 Hz	13	11
HQL LED 11700 lm 95 W/2700 K E40	AC	50/60 Hz	50/60 Hz	13	13
HQL LED 13000 lm 95 W/4000 K E40	AC	50/60 Hz	50/60 Hz	13	13
HQL LED 13000 lm 95 W/4000 K E40	AC	50/60 Hz	50/60 Hz	13	13

Product description	Max. lamp no. on circuit break. B10 A - CCG with compensation	Max. lamp no. on circuit break. 16 A (B)	Max. lamp no. on circuit break. B16 A - CCG without compensation	Max. lamp no. on circuit break. B16 A - CCG with compensation	Total harmonic distortion
HQL LED 1800 lm 14.5 W/2700 K E27	70	150	128	112	20 %
HQL LED 2000 lm 14.5 W/4000 K E27	70	150	128	112	20 %
HQL LED 1800 lm 15 W/2700 K E27	80	150	125	125	< 25 %
HQL LED 2000 lm 15 W/4000 K E27	80	150	125	125	< 25 %
HQL LED 1800 lm 16 W/2700 K E27		128	128		20 %
HQL LED 2000 lm 16 W/4000 K E27		128	128		20 %
HQL LED 2000 lm 16 W/4000 K E27		128	128		20 %
HQL LED 2700 lm 21.5 W/2700 K E27	48	105	88	76	20 %
HQL LED 3000 lm 21.5 W/4000 K E27	48	105	88	76	20 %

Product description	Max. lamp no. on circuit break. B10 A - CCG with compensation	Max. lamp no. on circuit break. 16 A (B)	Max. lamp no. on circuit break. B16 A - CCG without compensation	Max. lamp no. on circuit break. B16 A - CCG with compensation	Total harmonic distortion
HQL LED 2700 lm 22 W/2700 K E27	55	105	88	88	< 25 %
HQL LED 3000 lm 22 W/4000 K E27	55	105	88	88	< 25 %
HQL LED 2700 lm 23 W/2700 K E27		90	90		20 %
HQL LED 3000 lm 23 W/4000 K E27		90	90		20 %
HQL LED 3600 lm 29 W/2700 K E27	40	76	64	64	< 25 %
HQL LED 3600 lm 29 W/2700 K E27	35	76	64	56	20 %
HQL LED 4000 lm 29 W/4000 K E27	35	76	64	56	20 %
HQL LED 4000 lm 29 W/4000 K E27	40	76	64	64	< 25 %
HQL LED 3600 lm 30 W/2700 K E27		68	68		20 %
HQL LED 4000 lm 30 W/4000 K E27		68	68		20 %
HQL LED 4000 lm 30 W/4000 K E27		68	68		20 %
HQL LED 5400 lm 41 W/2700 K E27	23	52	42	37	20 %
HQL LED 5400 lm 41 W/2700 K E40	23	52	42	37	20 %
HQL LED 6000 lm 41 W/4000 K E27	23	52	42	37	20 %
HQL LED 6000 lm 41 W/4000 K E40	23	52	42	37	20 %
HQL LED 5400 lm 46 W/2700 K E27	28	36	36	43	20 %
HQL LED 5400 lm 46 W/2700 K E40	28	36	36	43	20 %
HQL LED 6000 lm 46 W/4000 K E27	28	36	36	43	20 %
HQL LED 6000 lm 46 W/4000 K E27	28	36	36	43	20 %
HQL LED 6000 lm 46 W/4000 K E40	28	36	36	43	20 %

Product description	Max. lamp no. on circuit break. B10 A - CCG with compensation	Max. lamp no. on circuit break. 16 A (B)	Max. lamp no. on circuit break. B16 A - CCG without compensation	Max. lamp no. on circuit break. B16 A - CCG with compensation	Total harmonic distortion
HQL LED 11700 lm 90 W/2700 K E40	10	21	18	16	20 %
HQL LED 13000 lm 90 W/4000 K E40	10	21	18	16	20 %
HQL LED 11700 lm 95 W/2700 K E40	17	20	20	26	20 %
HQL LED 13000 lm 95 W/4000 K E40	17	20	20	26	20 %
HQL LED 13000 lm 95 W/4000 K E40	17	20	20	26	20 %

Product description	Power factor λ
HQL LED 1800 lm 14.5 W/2700 K E27	> 0.90
HQL LED 2000 lm 14.5 W/4000 K E27	> 0.90
HQL LED 1800 lm 15 W/2700 K E27	> 0.90
HQL LED 2000 lm 15 W/4000 K E27	> 0.90
HQL LED 1800 lm 16 W/2700 K E27	0.90
HQL LED 2000 lm 16 W/4000 K E27	0.90
HQL LED 2000 lm 16 W/4000 K E27	0.90
HQL LED 2700 lm 21.5 W/2700 K E27	> 0.90
HQL LED 3000 lm 21.5 W/4000 K E27	> 0.90
HQL LED 2700 lm 22 W/2700 K E27	> 0.90
HQL LED 3000 lm 22 W/4000 K E27	> 0.90
HQL LED 2700 lm 23 W/2700 K E27	0.90
HQL LED 3000 lm 23 W/4000 K E27	0.90
HQL LED 3600 lm 29 W/2700 K E27	> 0.90

Product description	Power factor λ
HQL LED 3600 lm 29 W/2700 K E27	> 0.90
HQL LED 4000 lm 29 W/4000 K E27	> 0.90
HQL LED 4000 lm 29 W/4000 K E27	> 0.90
HQL LED 3600 lm 30 W/2700 K E27	0.90
HQL LED 4000 lm 30 W/4000 K E27	0.90
HQL LED 4000 lm 30 W/4000 K E27	0.90
HQL LED 5400 lm 41 W/2700 K E27	> 0.90
HQL LED 5400 lm 41 W/2700 K E40	> 0.90
HQL LED 6000 lm 41 W/4000 K E27	> 0.90
HQL LED 6000 lm 41 W/4000 K E40	> 0.90
HQL LED 5400 lm 46 W/2700 K E27	0.90
HQL LED 5400 lm 46 W/2700 K E40	0.90
HQL LED 6000 lm 46 W/4000 K E27	0.90
HQL LED 6000 lm 46 W/4000 K E27	0.90
HQL LED 6000 lm 46 W/4000 K E40	0.90
HQL LED 11700 lm 90 W/2700 K E40	> 0.90
HQL LED 13000 lm 90 W/4000 K E40	> 0.90
HQL LED 11700 lm 95 W/2700 K E40	0.90
HQL LED 13000 lm 95 W/4000 K E40	0.90
HQL LED 13000 lm 95 W/4000 K E40	0.90

Photometrical data



Product description	Luminous flux	Nominal useful luminous flux 90°	Luminous efficacy	Lumen main.fact.at end of nom.life time	Light color (designation)
HQL LED 1800 lm 14.5 W/2700 K E27	1800 lm	1800 lm	124 lm/W	0.70	Warm White
HQL LED 2000 lm 14.5 W/4000 K E27	2000 lm	2000 lm	137 lm/W	0.70	Cool White
HQL LED 1800 lm 15 W/2700 K E27	1800 lm	1800 lm	120 lm/W	0.70	Warm White
HQL LED 2000 lm 15 W/4000 K E27	2000 lm	2000 lm	133 lm/W	0.70	Cool White
HQL LED 1800 lm 16 W/2700 K E27	1800 lm	1800 lm	112 lm/W	0.70	Warm White
HQL LED 2000 lm 16 W/4000 K E27	2000 lm	2000 lm	125 lm/W	0.70	Cool White
HQL LED 2000 lm 16 W/4000 K E27	2000 lm	2000 lm	125 lm/W	0.70	Cool White
HQL LED 2700 lm 21.5 W/2700 K E27	2700 lm	2700 lm	125 lm/W	0.70	Warm White
HQL LED 3000 lm 21.5 W/4000 K E27	3000 lm	3000 lm	139 lm/W	0.70	Cool White
HQL LED 2700 lm 22 W/2700 K E27	2700 lm	2700 lm	122 lm/W	0.70	Warm White
HQL LED 3000 lm 22 W/4000 K E27	3000 lm	3000 lm	136 lm/W	0.70	Cool White
HQL LED 2700 lm 23 W/2700 K E27	2700 lm	2700 lm	117 lm/W	0.70	Warm White
HQL LED 3000 lm 23 W/4000 K E27	3000 lm	3000 lm	130 lm/W	0.70	Cool White
HQL LED 3600 lm 29 W/2700 K E27	3600 lm	3600 lm	124 lm/W	0.70	Warm White
HQL LED 3600 lm 29 W/2700 K E27	3600 lm	3600 lm	124 lm/W	0.70	Warm White
HQL LED 4000 lm 29 W/4000 K E27	4000 lm	4000 lm	137 lm/W	0.70	Cool White
HQL LED 4000 lm 29 W/4000 K E27	4000 lm	4000 lm	137 lm/W	0.70	Cool White
HQL LED 3600 lm 30 W/2700 K E27	3600 lm	3600 lm	120 lm/W	0.70	Warm White
HQL LED 4000 lm 30 W/4000 K E27	4000 lm	4000 lm	133 lm/W	0.70	Cool White
HQL LED 4000 lm 30 W/4000 K E27	4000 lm	4000 lm	133 lm/W	0.70	Cool White
HQL LED 5400 lm 41 W/2700 K E27	5400 lm	5400 lm	131 lm/W	0.70	Warm White

Product description	Luminous flux	Nominal useful luminous flux 90°	Luminous efficacy	Lumen main.fact.at end of nom.life time	Light color (designation)
HQL LED 5400 lm 41 W/2700 K E40	5400 lm	5400 lm	131 lm/W	0.70	Warm White
HQL LED 6000 lm 41 W/4000 K E27	6000 lm	6000 lm	146 lm/W	0.70	Cool White
HQL LED 6000 lm 41 W/4000 K E40	6000 lm	6000 lm	146 lm/W	0.70	Cool White
HQL LED 5400 lm 46 W/2700 K E27	5400 lm	5400 lm	117 lm/W	0.70	Warm White
HQL LED 5400 lm 46 W/2700 K E40	5400 lm	5400 lm	117 lm/W	0.70	Warm White
HQL LED 6000 lm 46 W/4000 K E27	6000 lm	6000 lm	130 lm/W	0.70	Cool White
HQL LED 6000 lm 46 W/4000 K E27	6000 lm	6000 lm	130 lm/W	0.70	Cool White
HQL LED 6000 lm 46 W/4000 K E40	6000 lm	6000 lm	130 lm/W	0.70	Cool White
HQL LED 11700 lm 90 W/2700 K E40	11700 lm	11700 lm	130 lm/W	0.70	Warm White
HQL LED 13000 lm 90 W/4000 K E40	13000 lm	13000 lm	144 lm/W	0.70	Cool White
HQL LED 11700 lm 95 W/2700 K E40	11700 lm	11700 lm	123 lm/W	0.70	Warm White
HQL LED 13000 lm 95 W/4000 K E40	13000 lm	13000 lm	136 lm/W	0.70	Cool White
HQL LED 13000 lm 95 W/4000 K E40	13000 lm	13000 lm	136 lm/W	0.70	Cool White

Product description	Color temperature	Color rendering index Ra	Light color	Standard deviation of color matching	Rated LLMF at 6,000 h
HQL LED 1800 lm 14.5 W/2700 K E27	2700 K	≥ 80	827	≤ 6 sdc	0.80
HQL LED 2000 lm 14.5 W/4000 K E27	4000 K	≥ 80	840	≤ 6 sdc	0.80
HQL LED 1800 lm 15 W/2700 K E27	2700 K	≥ 80	827	≤ 6 sdc	0.80
HQL LED 2000 lm 15 W/4000 K E27	4000 K	≥ 80	840	≤ 6 sdc	0.80
HQL LED 1800 lm 16 W/2700 K E27	2700 K	≥ 80	827	≤ 6 sdc	0.80
HQL LED 2000 lm 16 W/4000 K E27	4000 K	≥ 80	840	≤ 6 sdc	0.80

Product description	Color temperature	Color rendering index Ra	Light color	Standard deviation of color matching	Rated LLMF at 6,000 h
HQL LED 2000 lm 16 W/4000 K E27	4000 K	≥80	840	≤6 sdc	0.80
HQL LED 2700 lm 21.5 W/2700 K E27	2700 K	≥80	827	≤6 sdc	0.80
HQL LED 3000 lm 21.5 W/4000 K E27	4000 K	≥80	840	≤6 sdc	0.80
HQL LED 2700 lm 22 W/2700 K E27	2700 K	≥80	827	≤6 sdc	0.80
HQL LED 3000 lm 22 W/4000 K E27	4000 K	≥80	840	≤6 sdc	0.80
HQL LED 2700 lm 23 W/2700 K E27	2700 K	≥80	827	≤6 sdc	0.80
HQL LED 3000 lm 23 W/4000 K E27	4000 K	≥80	840	≤6 sdc	0.80
HQL LED 3600 lm 29 W/2700 K E27	2700 K	≥80	827	≤6 sdc	0.80
HQL LED 3600 lm 29 W/2700 K E27	2700 K	≥80	827	≤6 sdc	0.80
HQL LED 4000 lm 29 W/4000 K E27	4000 K	≥80	840	≤6 sdc	0.80
HQL LED 4000 lm 29 W/4000 K E27	4000 K	≥80	840	≤6 sdc	0.80
HQL LED 3600 lm 30 W/2700 K E27	2700 K	≥80	827	≤6 sdc	0.80
HQL LED 4000 lm 30 W/4000 K E27	4000 K	≥80	840	≤6 sdc	0.80
HQL LED 4000 lm 30 W/4000 K E27	4000 K	≥80	840	≤6 sdc	0.80
HQL LED 5400 lm 41 W/2700 K E27	2700 K	≥80	827	≤6 sdc	0.80
HQL LED 5400 lm 41 W/2700 K E40	2700 K	≥80	827	≤6 sdc	0.80
HQL LED 6000 lm 41 W/4000 K E27	4000 K	≥80	840	≤6 sdc	0.80
HQL LED 6000 lm 41 W/4000 K E40	4000 K	≥80	840	≤6 sdc	0.80
HQL LED 5400 lm 46 W/2700 K E27	2700 K	≥80	827	≤6 sdc	0.80
HQL LED 5400 lm 46 W/2700 K E40	2700 K	≥80	827	≤6 sdc	0.80
HQL LED 6000 lm 46 W/4000 K E27	4000 K	≥80	840	≤6 sdc	0.80

Product description	Color temperature	Color rendering index Ra	Light color	Standard deviation of color matching	Rated LLMF at 6,000 h
HQL LED 6000 lm 46 W/4000 K E27	4000 K	≥80	840	≤6 sdc _m	0.80
HQL LED 6000 lm 46 W/4000 K E40	4000 K	≥80	840	≤6 sdc _m	0.80
HQL LED 11700 lm 90 W/2700 K E40	2700 K	≥80	827	≤6 sdc _m	0.80
HQL LED 13000 lm 90 W/4000 K E40	4000 K	≥80	840	≤6 sdc _m	0.80
HQL LED 11700 lm 95 W/2700 K E40	2700 K	≥80	827	≤6 sdc _m	0.80
HQL LED 13000 lm 95 W/4000 K E40	4000 K	≥80	840	≤6 sdc _m	0.80
HQL LED 13000 lm 95 W/4000 K E40	4000 K	≥80	840	≤6 sdc _m	0.80

Product description	Flickering metric (Pst LM)	Stroboscope effect metric (SVM)
HQL LED 1800 lm 14.5 W/2700 K E27	1.0	0.40
HQL LED 2000 lm 14.5 W/4000 K E27	1.0	0.40
HQL LED 1800 lm 15 W/2700 K E27		
HQL LED 2000 lm 15 W/4000 K E27		
HQL LED 1800 lm 16 W/2700 K E27		
HQL LED 2000 lm 16 W/4000 K E27		
HQL LED 2000 lm 16 W/4000 K E27		
HQL LED 2700 lm 21.5 W/2700 K E27	1.0	0.40
HQL LED 3000 lm 21.5 W/4000 K E27	1.0	0.40
HQL LED 2700 lm 22 W/2700 K E27		
HQL LED 3000 lm 22 W/4000 K E27		
HQL LED 2700 lm 23 W/2700 K E27		
HQL LED 3000 lm 23 W/4000 K E27		

Product description	Flickering metric (Pst LM)	Stroboscope effect metric (SVM)
HQL LED 3600 lm 29 W/2700 K E27		
HQL LED 3600 lm 29 W/2700 K E27	1.0	0.40
HQL LED 4000 lm 29 W/4000 K E27	1.0	0.40
HQL LED 4000 lm 29 W/4000 K E27		
HQL LED 3600 lm 30 W/2700 K E27		
HQL LED 4000 lm 30 W/4000 K E27		
HQL LED 4000 lm 30 W/4000 K E27		
HQL LED 5400 lm 41 W/2700 K E27	1.0	0.40
HQL LED 5400 lm 41 W/2700 K E40	1.0	0.40
HQL LED 6000 lm 41 W/4000 K E27	1.0	0.40
HQL LED 6000 lm 41 W/4000 K E40	1.0	0.40
HQL LED 5400 lm 46 W/2700 K E27		
HQL LED 5400 lm 46 W/2700 K E40		
HQL LED 6000 lm 46 W/4000 K E27		
HQL LED 6000 lm 46 W/4000 K E27		
HQL LED 6000 lm 46 W/4000 K E40		
HQL LED 11700 lm 90 W/2700 K E40	1.0	0.40
HQL LED 13000 lm 90 W/4000 K E40	1.0	0.40
HQL LED 11700 lm 95 W/2700 K E40		
HQL LED 13000 lm 95 W/4000 K E40		
HQL LED 13000 lm 95 W/4000 K E40		

Light technical data

Product description	Beam angle	Warm-up time (60 %)	Starting time	Rated beam angle (half peak value)
HQL LED 1800 lm 14.5 W/2700 K E27	SPHERE_360	< 0.50 s	< 0.5 s	360.00 °
HQL LED 2000 lm 14.5 W/4000 K E27	360 °	< 0.50 s	< 0.5 s	360.00 °
HQL LED 1800 lm 15 W/2700 K E27	360 °	< 0.50 s	< 0.5 s	360.00 °
HQL LED 2000 lm 15 W/4000 K E27	360 °	< 0.50 s	< 0.5 s	360.00 °
HQL LED 1800 lm 16 W/2700 K E27	360 °	< 0.50 s	< 0.5 s	360.00 °
HQL LED 2000 lm 16 W/4000 K E27	360 °	< 0.50 s	< 0.5 s	360.00 °
HQL LED 2000 lm 16 W/4000 K E27	360 °	< 0.50 s	< 0.5 s	360.00 °
HQL LED 2700 lm 21.5 W/2700 K E27	360 °	< 0.50 s	< 0.5 s	360.00 °
HQL LED 3000 lm 21.5 W/4000 K E27	360 °	< 0.50 s	< 0.5 s	360.00 °
HQL LED 2700 lm 22 W/2700 K E27	360 °	< 0.50 s	< 0.5 s	360.00 °
HQL LED 3000 lm 22 W/4000 K E27	360 °	< 0.50 s	< 0.5 s	360.00 °
HQL LED 2700 lm 23 W/2700 K E27	360 °	< 0.50 s	< 0.5 s	360.00 °
HQL LED 3000 lm 23 W/4000 K E27	360 °	< 0.50 s	< 0.5 s	360.00 °
HQL LED 3600 lm 29 W/2700 K E27	360 °	< 0.50 s	< 0.5 s	360.00 °
HQL LED 3600 lm 29 W/2700 K E27	360 °	< 0.50 s	< 0.5 s	360.00 °
HQL LED 4000 lm 29 W/4000 K E27	360 °	< 0.50 s	< 0.5 s	360.00 °
HQL LED 4000 lm 29 W/4000 K E27	360 °	< 0.50 s	< 0.5 s	360.00 °
HQL LED 3600 lm 30 W/2700 K E27	360 °	< 0.50 s	< 0.5 s	360.00 °
HQL LED 4000 lm 30 W/4000 K E27	360 °	< 0.50 s	< 0.5 s	360.00 °
HQL LED 4000 lm 30 W/4000 K E27	360 °	< 0.50 s	< 0.5 s	360.00 °

Product description	Beam angle	Warm-up time (60 %)	Starting time	Rated beam angle (half peak value)
HQL LED 5400 lm 41 W/2700 K E27	360 °	< 0.50 s	< 0.5 s	360.00 °
HQL LED 5400 lm 41 W/2700 K E40	360 °	< 0.50 s	< 0.5 s	360.00 °
HQL LED 6000 lm 41 W/4000 K E27	360 °	< 0.50 s	< 0.5 s	360.00 °
HQL LED 6000 lm 41 W/4000 K E40	360 °	< 0.50 s	< 0.5 s	360.00 °
HQL LED 5400 lm 46 W/2700 K E27	360 °	< 0.50 s	< 0.5 s	360.00 °
HQL LED 5400 lm 46 W/2700 K E40	360 °	< 0.50 s	< 0.5 s	360.00 °
HQL LED 6000 lm 46 W/4000 K E27	360 °	< 0.50 s	< 0.5 s	360.00 °
HQL LED 6000 lm 46 W/4000 K E27	360 °	< 0.50 s	< 0.5 s	360.00 °
HQL LED 6000 lm 46 W/4000 K E40	360 °	< 0.50 s	< 0.5 s	360.00 °
HQL LED 11700 lm 90 W/2700 K E40	360 °	< 0.50 s	< 0.5 s	360.00 °
HQL LED 13000 lm 90 W/4000 K E40	360 °	< 0.50 s	< 0.5 s	360.00 °
HQL LED 11700 lm 95 W/2700 K E40	360 °	< 0.50 s	< 0.5 s	360.00 °
HQL LED 13000 lm 95 W/4000 K E40	360 °	< 0.50 s	< 0.5 s	360.00 °
HQL LED 13000 lm 95 W/4000 K E40	360 °	< 0.50 s	< 0.5 s	360.00 °

Dimensions & Weight

Product description	Overall length	Length	Width (incl. round luminaires)	Height (incl. round luminaires)
HQL LED 1800 lm 14.5 W/2700 K E27	138.00 mm	138.00 mm	56.00 mm	56.00 mm
HQL LED 2000 lm 14.5 W/4000 K E27	138.00 mm	138.00 mm	56.00 mm	56.00 mm
HQL LED 1800 lm 15 W/2700 K E27	135.00 mm	135.00 mm	56,0 mm	56,0 mm
HQL LED 2000 lm 15 W/4000 K E27	135.00 mm	135.00 mm	56,0 mm	56,0 mm
HQL LED 1800 lm 16 W/2700 K E27	153.00 mm	153.00 mm	75,0 mm	75,0 mm

Product description	Overall length	Length	Width (incl. round luminaires)	Height (incl. round luminaires)
HQL LED 2000 lm 16 W/4000 K E27	153.00 mm	153.00 mm	75,0 mm	75,0 mm
HQL LED 2000 lm 16 W/4000 K E27	153.00 mm	153.00 mm	75,0 mm	75,0 mm
HQL LED 2700 lm 21.5 W/2700 K E27	145.00 mm	145.00 mm	76.00 mm	76.00 mm
HQL LED 3000 lm 21.5 W/4000 K E27	145.00 mm	145.00 mm	76.00 mm	76.00 mm
HQL LED 2700 lm 22 W/2700 K E27	168.00 mm	168.00 mm	76 mm	76 mm
HQL LED 3000 lm 22 W/4000 K E27	168.00 mm	168.00 mm	76 mm	76 mm
HQL LED 2700 lm 23 W/2700 K E27	145.00 mm	145.00 mm	75,0 mm	75,0 mm
HQL LED 3000 lm 23 W/4000 K E27	145.00 mm	145.00 mm	75,0 mm	75,0 mm
HQL LED 3600 lm 29 W/2700 K E27	168.00 mm	168.00 mm	76 mm	76 mm
HQL LED 3600 lm 29 W/2700 K E27	172.00 mm	172.00 mm	76.00 mm	76.00 mm
HQL LED 4000 lm 29 W/4000 K E27	172.00 mm	172.00 mm	76.00 mm	76.00 mm
HQL LED 4000 lm 29 W/4000 K E27	168.00 mm	168.00 mm	76 mm	76 mm
HQL LED 3600 lm 30 W/2700 K E27	170.00 mm	170.00 mm	75,0 mm	75,0 mm
HQL LED 4000 lm 30 W/4000 K E27	170.00 mm	170.00 mm	75,0 mm	75,0 mm
HQL LED 4000 lm 30 W/4000 K E27	170.00 mm	170.00 mm	75,0 mm	75,0 mm
HQL LED 5400 lm 41 W/2700 K E27	195.00 mm	195.00 mm	80.00 mm	80.00 mm
HQL LED 5400 lm 41 W/2700 K E40	204.00 mm	204.00 mm	80.00 mm	80.00 mm
HQL LED 6000 lm 41 W/4000 K E27	195.00 mm	195.00 mm	80.00 mm	80.00 mm
HQL LED 6000 lm 41 W/4000 K E40	204.00 mm	204.00 mm	80.00 mm	80.00 mm
HQL LED 5400 lm 46 W/2700 K E27	195.00 mm	195.00 mm	80,0 mm	80,0 mm
HQL LED 5400 lm 46 W/2700 K E40	204.00 mm	204.00 mm	80,0 mm	80,0 mm



Product description	Overall length	Length	Width (incl. round luminaires)	Height (incl. round luminaires)
HQL LED 6000 lm 46 W/4000 K E27	195.00 mm	195.00 mm	80,0 mm	80,0 mm
HQL LED 6000 lm 46 W/4000 K E27	195.00 mm	195.00 mm	80,0 mm	80,0 mm
HQL LED 6000 lm 46 W/4000 K E40	204.00 mm	204.00 mm	80,0 mm	80,0 mm
HQL LED 11700 lm 90 W/2700 K E40	270.00 mm	270.00 mm	110.00 mm	110.00 mm
HQL LED 13000 lm 90 W/4000 K E40	270.00 mm	270.00 mm	110.00 mm	110.00 mm
HQL LED 11700 lm 95 W/2700 K E40	270.00 mm	270.00 mm	110,0 mm	110,0 mm
HQL LED 13000 lm 95 W/4000 K E40	270.00 mm	270.00 mm	110,0 mm	110,0 mm
HQL LED 13000 lm 95 W/4000 K E40	270.00 mm	270.00 mm	110,0 mm	110,0 mm

Product description	Diameter	Maximum diameter	Product weight
HQL LED 1800 lm 14.5 W/2700 K E27	56.00 mm	56 mm	210.00 g
HQL LED 2000 lm 14.5 W/4000 K E27	56.00 mm	56 mm	210.00 g
HQL LED 1800 lm 15 W/2700 K E27	56,0 mm	56 mm	203.00 g
HQL LED 2000 lm 15 W/4000 K E27	56,0 mm	56 mm	203.00 g
HQL LED 1800 lm 16 W/2700 K E27	75,0 mm	75 mm	460.00 g
HQL LED 2000 lm 16 W/4000 K E27	75,0 mm	75 mm	460.00 g
HQL LED 2000 lm 16 W/4000 K E27	75,0 mm	75 mm	460.00 g
HQL LED 2700 lm 21.5 W/2700 K E27	76.00 mm	76 mm	340.00 g
HQL LED 3000 lm 21.5 W/4000 K E27	76.00 mm	76 mm	340.00 g
HQL LED 2700 lm 22 W/2700 K E27	76 mm	76 mm	380.00 g
HQL LED 3000 lm 22 W/4000 K E27	76 mm	76 mm	380.00 g
HQL LED 2700 lm 23 W/2700 K E27	75,0 mm	75 mm	410.00 g

Product description	Diameter	Maximum diameter	Product weight
HQL LED 3000 lm 23 W/4000 K E27	75,0 mm	75 mm	410.00 g
HQL LED 3600 lm 29 W/2700 K E27	76 mm	76 mm	380.00 g
HQL LED 3600 lm 29 W/2700 K E27	76.00 mm	76 mm	380.00 g
HQL LED 4000 lm 29 W/4000 K E27	76.00 mm	76 mm	380.00 g
HQL LED 4000 lm 29 W/4000 K E27	76 mm	76 mm	380.00 g
HQL LED 3600 lm 30 W/2700 K E27	75,0 mm	75 mm	480.00 g
HQL LED 4000 lm 30 W/4000 K E27	75,0 mm	75 mm	480.00 g
HQL LED 4000 lm 30 W/4000 K E27	75,0 mm	75 mm	480.00 g
HQL LED 5400 lm 41 W/2700 K E27	80.00 mm	80 mm	440.00 g
HQL LED 5400 lm 41 W/2700 K E40	80.00 mm	80 mm	690.00 g
HQL LED 6000 lm 41 W/4000 K E27	80.00 mm	80 mm	440.00 g
HQL LED 6000 lm 41 W/4000 K E40	80.00 mm	80 mm	690.00 g
HQL LED 5400 lm 46 W/2700 K E27	80,0 mm	80 mm	670.00 g
HQL LED 5400 lm 46 W/2700 K E40	80,0 mm	80 mm	690.00 g
HQL LED 6000 lm 46 W/4000 K E27	80,0 mm	80 mm	670.00 g
HQL LED 6000 lm 46 W/4000 K E27	80,0 mm	80 mm	670.00 g
HQL LED 6000 lm 46 W/4000 K E40	80,0 mm	80 mm	690.00 g
HQL LED 11700 lm 90 W/2700 K E40	110.00 mm	110 mm	1380.00 g
HQL LED 13000 lm 90 W/4000 K E40	110.00 mm	110 mm	1380.00 g
HQL LED 11700 lm 95 W/2700 K E40	110,0 mm	110 mm	1400.00 g
HQL LED 13000 lm 95 W/4000 K E40	110,0 mm	110 mm	1400.00 g

Product description	Diameter	Maximum diameter	Product weight
HQL LED 13000 lm 95 W/4000 K E40	110,0 mm	110 mm	1400.00 g

Temperatures & operating conditions

Product description	Ambient temperature range	Maximum temperature at tc test point
HQL LED 1800 lm 14.5 W/2700 K E27	-20...+60 °C	105 °C
HQL LED 2000 lm 14.5 W/4000 K E27	-20...+60 °C	105 °C
HQL LED 1800 lm 15 W/2700 K E27	-20...+60 °C	105 °C
HQL LED 2000 lm 15 W/4000 K E27	-20...+60 °C	105 °C
HQL LED 1800 lm 16 W/2700 K E27	-20...+60 °C	85 °C
HQL LED 2000 lm 16 W/4000 K E27	-20...+60 °C	85 °C
HQL LED 2000 lm 16 W/4000 K E27	-20...+60 °C	85 °C
HQL LED 2700 lm 21.5 W/2700 K E27	-20...+60 °C	105 °C
HQL LED 3000 lm 21.5 W/4000 K E27	-20...+60 °C	105 °C
HQL LED 2700 lm 22 W/2700 K E27	-20...+60 °C	105 °C
HQL LED 3000 lm 22 W/4000 K E27	-20...+60 °C	105 °C
HQL LED 2700 lm 23 W/2700 K E27	-20...+60 °C	93 °C
HQL LED 3000 lm 23 W/4000 K E27	-20...+60 °C	93 °C
HQL LED 3600 lm 29 W/2700 K E27	-20...+60 °C	105 °C
HQL LED 3600 lm 29 W/2700 K E27	-20...+60 °C	105 °C
HQL LED 4000 lm 29 W/4000 K E27	-20...+60 °C	105 °C
HQL LED 4000 lm 29 W/4000 K E27	-20...+60 °C	105 °C
HQL LED 3600 lm 30 W/2700 K E27	-20...+60 °C	92 °C

Product description	Ambient temperature range	Maximum temperature at tc test point
HQL LED 4000 lm 30 W/4000 K E27	-20...+60 °C	92 °C
HQL LED 4000 lm 30 W/4000 K E27	-20...+60 °C	92 °C
HQL LED 5400 lm 41 W/2700 K E27	-20...+50 °C	105 °C
HQL LED 5400 lm 41 W/2700 K E40	-20...+50 °C	105 °C
HQL LED 6000 lm 41 W/4000 K E27	-20...+50 °C	105 °C
HQL LED 6000 lm 41 W/4000 K E40	-20...+50 °C	105 °C
HQL LED 5400 lm 46 W/2700 K E27	-20...+50 °C	89 °C
HQL LED 5400 lm 46 W/2700 K E40	-20...+50 °C	89 °C
HQL LED 6000 lm 46 W/4000 K E27	-20...+50 °C	89 °C
HQL LED 6000 lm 46 W/4000 K E27	-20...+50 °C	89 °C
HQL LED 6000 lm 46 W/4000 K E40	-20...+50 °C	89 °C
HQL LED 11700 lm 90 W/2700 K E40	-20...+50 °C	95 °C
HQL LED 13000 lm 90 W/4000 K E40	-20...+50 °C	95 °C
HQL LED 11700 lm 95 W/2700 K E40	-20...+50 °C	94 °C
HQL LED 13000 lm 95 W/4000 K E40	-20...+50 °C	94 °C
HQL LED 13000 lm 95 W/4000 K E40	-20...+50 °C	94 °C

Lifespan

Product description	Nominal lamp life time	Number of switching cycles	Lumen maintenance at end of serv	Rated lamp survival factor at 6,000
HQL LED 1800 lm 14.5 W/2700 K E27	50000 h	100000	0.70	≥ 0.90
HQL LED 2000 lm 14.5 W/4000 K E27	50000 h	100000	0.70	≥ 0.90
HQL LED 1800 lm 15 W/2700 K E27	50000 h	100000	0.70	0.90



Product description	Nominal lamp life time	Number of switching cycles	Lumen maintenance at end of serv	Rated lamp survival factor at 6,000
HQL LED 2000 lm 15 W/4000 K E27	50000 h	100000	0.70	0.90
HQL LED 1800 lm 16 W/2700 K E27	50000 h	100000	0.70	≥ 0.90
HQL LED 2000 lm 16 W/4000 K E27	50000 h	100000	0.70	≥ 0.90
HQL LED 2000 lm 16 W/4000 K E27	50000 h	100000	0.70	≥ 0.90
HQL LED 2700 lm 21.5 W/2700 K E27	50000 h	100000	0.70	≥ 0.90
HQL LED 3000 lm 21.5 W/4000 K E27	50000 h	100000	0.70	≥ 0.90
HQL LED 2700 lm 22 W/2700 K E27	50000 h	100000	0.70	0.90
HQL LED 3000 lm 22 W/4000 K E27	50000 h	100000	0.70	0.90
HQL LED 2700 lm 23 W/2700 K E27	50000 h	100000	0.70	≥ 0.90
HQL LED 3000 lm 23 W/4000 K E27	50000 h	100000	0.70	≥ 0.90
HQL LED 3600 lm 29 W/2700 K E27	50000 h	100000	0.70	0.90
HQL LED 3600 lm 29 W/2700 K E27	50000 h	100000	0.70	≥ 0.90
HQL LED 4000 lm 29 W/4000 K E27	50000 h	100000	0.70	> 0.90
HQL LED 4000 lm 29 W/4000 K E27	50000 h	100000	0.70	0.90
HQL LED 3600 lm 30 W/2700 K E27	50000 h	100000	0.70	≥ 0.90
HQL LED 4000 lm 30 W/4000 K E27	50000 h	100000	0.70	≥ 0.90
HQL LED 4000 lm 30 W/4000 K E27	50000 h	100000	0.70	≥ 0.90
HQL LED 5400 lm 41 W/2700 K E27	50000 h	100000	0.70	≥ 0.90
HQL LED 5400 lm 41 W/2700 K E40	50000 h	100000	0.70	≥ 0.90
HQL LED 6000 lm 41 W/4000 K E27	50000 h	100000	0.70	≥ 0.90
HQL LED 6000 lm 41 W/4000 K E40	50000 h	100000	0.70	≥ 0.90

Product description	Nominal lamp life time	Number of switching cycles	Lumen maintenance at end of serv	Rated lamp survival factor at 6,000
HQL LED 5400 lm 46 W/2700 K E27	50000 h	100000	0.70	≥ 0.90
HQL LED 5400 lm 46 W/2700 K E40	50000 h	100000	0.70	≥ 0.90
HQL LED 6000 lm 46 W/4000 K E27	50000 h	100000	0.70	≥ 0.90
HQL LED 6000 lm 46 W/4000 K E27	50000 h	100000	0.70	≥ 0.90
HQL LED 6000 lm 46 W/4000 K E40	50000 h	100000	0.70	≥ 0.90
HQL LED 11700 lm 90 W/2700 K E40	50000 h	100000	0.70	≥ 0.90
HQL LED 13000 lm 90 W/4000 K E40	50000 h	100000	0.70	≥ 0.90
HQL LED 11700 lm 95 W/2700 K E40	50000 h	100000	0.70	≥ 0.90
HQL LED 13000 lm 95 W/4000 K E40	50000 h	100000	0.70	≥ 0.90
HQL LED 13000 lm 95 W/4000 K E40	50000 h	100000	0.70	≥ 0.90

Additional product data

Product description	Base (standard designation)	Mercury content
HQL LED 1800 lm 14.5 W/2700 K E27	E27	0.0 mg
HQL LED 2000 lm 14.5 W/4000 K E27	E27	0.0 mg
HQL LED 1800 lm 15 W/2700 K E27	E27	0.0 mg
HQL LED 2000 lm 15 W/4000 K E27	E27	0.0 mg
HQL LED 1800 lm 16 W/2700 K E27	E27	0.0 mg
HQL LED 2000 lm 16 W/4000 K E27	E27	0.0 mg
HQL LED 2000 lm 16 W/4000 K E27	E27	0.0 mg
HQL LED 2700 lm 21.5 W/2700 K E27	E27	0.0 mg
HQL LED 3000 lm 21.5 W/4000 K E27	E27	0.0 mg



Product description	Base (standard designation)	Mercury content
HQL LED 2700 lm 22 W/2700 K E27	E27	0.0 mg
HQL LED 3000 lm 22 W/4000 K E27	E27	0.0 mg
HQL LED 2700 lm 23 W/2700 K E27	E27	0.0 mg
HQL LED 3000 lm 23 W/4000 K E27	E27	0.0 mg
HQL LED 3600 lm 29 W/2700 K E27	E27	0.0 mg
HQL LED 3600 lm 29 W/2700 K E27	E27	0.0 mg
HQL LED 4000 lm 29 W/4000 K E27	E27	0.0 mg
HQL LED 4000 lm 29 W/4000 K E27	E27	0.0 mg
HQL LED 3600 lm 30 W/2700 K E27	E27	0.0 mg
HQL LED 4000 lm 30 W/4000 K E27	E27	0.0 mg
HQL LED 4000 lm 30 W/4000 K E27	E27	0.0 mg
HQL LED 5400 lm 41 W/2700 K E27	E27	0.0 mg
HQL LED 5400 lm 41 W/2700 K E40	E40	0.0 mg
HQL LED 6000 lm 41 W/4000 K E27	E27	0.0 mg
HQL LED 6000 lm 41 W/4000 K E40	E40	0.0 mg
HQL LED 5400 lm 46 W/2700 K E27	E27	0.0 mg
HQL LED 5400 lm 46 W/2700 K E40	E40	0.0 mg
HQL LED 6000 lm 46 W/4000 K E27	E27	0.0 mg
HQL LED 6000 lm 46 W/4000 K E27	E27	0.0 mg
HQL LED 6000 lm 46 W/4000 K E40	E40	0.0 mg
HQL LED 11700 lm 90 W/2700 K E40	E40	0.0 mg



Product description	Base (standard designation)	Mercury content
HQL LED 13000 lm 90 W/4000 K E40	E40	0.0 mg
HQL LED 11700 lm 95 W/2700 K E40	E40	0.0 mg
HQL LED 13000 lm 95 W/4000 K E40	E40	0.0 mg
HQL LED 13000 lm 95 W/4000 K E40	E40	0.0 mg

Capabilities

Product description	Dimmable
HQL LED 1800 lm 14.5 W/2700 K E27	No
HQL LED 2000 lm 14.5 W/4000 K E27	No
HQL LED 1800 lm 15 W/2700 K E27	No
HQL LED 2000 lm 15 W/4000 K E27	No
HQL LED 1800 lm 16 W/2700 K E27	No
HQL LED 2000 lm 16 W/4000 K E27	No
HQL LED 2000 lm 16 W/4000 K E27	No
HQL LED 2700 lm 21.5 W/2700 K E27	No
HQL LED 3000 lm 21.5 W/4000 K E27	No
HQL LED 2700 lm 22 W/2700 K E27	No
HQL LED 3000 lm 22 W/4000 K E27	No
HQL LED 2700 lm 23 W/2700 K E27	No
HQL LED 3000 lm 23 W/4000 K E27	No
HQL LED 3600 lm 29 W/2700 K E27	No
HQL LED 3600 lm 29 W/2700 K E27	No



Product description	Dimmable
HQL LED 4000 lm 29 W/4000 K E27	No
HQL LED 4000 lm 29 W/4000 K E27	No
HQL LED 3600 lm 30 W/2700 K E27	No
HQL LED 4000 lm 30 W/4000 K E27	No
HQL LED 4000 lm 30 W/4000 K E27	No
HQL LED 5400 lm 41 W/2700 K E27	No
HQL LED 5400 lm 41 W/2700 K E40	No
HQL LED 6000 lm 41 W/4000 K E27	No
HQL LED 6000 lm 41 W/4000 K E40	No
HQL LED 5400 lm 46 W/2700 K E27	No
HQL LED 5400 lm 46 W/2700 K E40	No
HQL LED 6000 lm 46 W/4000 K E27	No
HQL LED 6000 lm 46 W/4000 K E27	No
HQL LED 6000 lm 46 W/4000 K E40	No
HQL LED 11700 lm 90 W/2700 K E40	No
HQL LED 13000 lm 90 W/4000 K E40	No
HQL LED 11700 lm 95 W/2700 K E40	No
HQL LED 13000 lm 95 W/4000 K E40	No
HQL LED 13000 lm 95 W/4000 K E40	No

Certificates & Standards

Product description	Energy efficiency class	Energy consumption	Type of protection	Standards	Photobiological safety group acc. to EN62778
HQL LED 1800 lm 14.5 W/2700 K E27	E	15.00 kWh/1000h	IP65	CE	RG0
HQL LED 2000 lm 14.5 W/4000 K E27	D	15.00 kWh/1000h	IP65	CE	RG0
HQL LED 1800 lm 15 W/2700 K E27	A+ ¹⁾	15.00 kWh/1000h	IP65	CE / EAC	RG1
HQL LED 2000 lm 15 W/4000 K E27	A++ ¹⁾	15.00 kWh/1000h	IP65	CE / EAC	RG1
HQL LED 1800 lm 16 W/2700 K E27	A+ ¹⁾	16.00 kWh/1000h	IP65	CE	RG1
HQL LED 2000 lm 16 W/4000 K E27	A++ ¹⁾	16.00 kWh/1000h	IP65	CE	RG1
HQL LED 2000 lm 16 W/4000 K E27	A++ ¹⁾	16.00 kWh/1000h	IP65	CE	RG1
HQL LED 2700 lm 21.5 W/2700 K E27	E	22.00 kWh/1000h	IP65	CE	RG0
HQL LED 3000 lm 21.5 W/4000 K E27	D	22.00 kWh/1000h	IP65	CE	RG0
HQL LED 2700 lm 22 W/2700 K E27	A+ ¹⁾	22.00 kWh/1000h	IP65	CE / EAC	RG1
HQL LED 3000 lm 22 W/4000 K E27	A++ ¹⁾	22.00 kWh/1000h	IP65	CE / EAC	RG1
HQL LED 2700 lm 23 W/2700 K E27	A+ ¹⁾	23.00 kWh/1000h	IP65	CE	RG1
HQL LED 3000 lm 23 W/4000 K E27	A++ ¹⁾	23.00 kWh/1000h	IP65	CE	RG1
HQL LED 3600 lm 29 W/2700 K E27	A+ ¹⁾	29.00 kWh/1000h	IP65	CE / EAC	RG1
HQL LED 3600 lm 29 W/2700 K E27	E	29.00 kWh/1000h	IP65	CE	RG0
HQL LED 4000 lm 29 W/4000 K E27	D	29.00 kWh/1000h	IP65	CE	RG0
HQL LED 4000 lm 29 W/4000 K E27	A++ ¹⁾	29.00 kWh/1000h	IP65	CE / EAC	RG1
HQL LED 3600 lm 30 W/2700 K E27	A++ ¹⁾	30.00 kWh/1000h	IP65	CE	RG1
HQL LED 4000 lm 30 W/4000 K E27	A++ ¹⁾	30.00 kWh/1000h	IP65	CE	RG1
HQL LED 4000 lm 30 W/4000 K E27	A++ ¹⁾	30.00 kWh/1000h	IP65	CE	RG1
HQL LED 5400 lm 41 W/2700 K E27	E	41.00 kWh/1000h	IP65	CE	RG0



Product description	Energy efficiency class	Energy consumption	Type of protection	Standards	Photobiological safety group acc. to EN62778
HQL LED 5400 lm 41 W/2700 K E40	E	41.00 kWh/1000h	IP65	CE	RG0
HQL LED 6000 lm 41 W/4000 K E27	D	41.00 kWh/1000h	IP65	CE	RG0
HQL LED 6000 lm 41 W/4000 K E40	D	41.00 kWh/1000h	IP65	CE	RG0
HQL LED 5400 lm 46 W/2700 K E27	A+ ¹⁾	46.00 kWh/1000h	IP65	CE	RG1
HQL LED 5400 lm 46 W/2700 K E40	A+ ¹⁾	46.00 kWh/1000h	IP65	CE	RG1
HQL LED 6000 lm 46 W/4000 K E27	A++ ¹⁾	46.00 kWh/1000h	IP65	CE	RG1
HQL LED 6000 lm 46 W/4000 K E27	A++ ¹⁾	46.00 kWh/1000h	IP65	CE	RG1
HQL LED 6000 lm 46 W/4000 K E40	A++ ¹⁾	46.00 kWh/1000h	IP65	CE	RG1
HQL LED 11700 lm 90 W/2700 K E40	E	90.00 kWh/1000h	IP65	CE	RG0
HQL LED 13000 lm 90 W/4000 K E40	D	90.00 kWh/1000h	IP65	CE	RG0
HQL LED 11700 lm 95 W/2700 K E40	A++ ¹⁾	95.00 kWh/1000h	IP65	CE	RG1
HQL LED 13000 lm 95 W/4000 K E40	A++ ¹⁾	95.00 kWh/1000h	IP65	CE	RG1
HQL LED 13000 lm 95 W/4000 K E40	A++ ¹⁾	95.00 kWh/1000h	IP65	CE	RG1

¹⁾ Energy efficiency class (EEC) on a scale of A++ (highest efficiency) to E (lowest efficiency)

LOGISTICAL DATA

Product description	Temperature range at storage
HQL LED 1800 lm 14.5 W/2700 K E27	-20...+80 °C
HQL LED 2000 lm 14.5 W/4000 K E27	-20...+80 °C
HQL LED 1800 lm 15 W/2700 K E27	
HQL LED 2000 lm 15 W/4000 K E27	
HQL LED 1800 lm 16 W/2700 K E27	



Product description	Temperature range at storage
HQL LED 2000 lm 16 W/4000 K E27	
HQL LED 2000 lm 16 W/4000 K E27	
HQL LED 2700 lm 21.5 W/2700 K E27	-20...+80 °C
HQL LED 3000 lm 21.5 W/4000 K E27	-20...+80 °C
HQL LED 2700 lm 22 W/2700 K E27	
HQL LED 3000 lm 22 W/4000 K E27	
HQL LED 2700 lm 23 W/2700 K E27	-20...+80 °C
HQL LED 3000 lm 23 W/4000 K E27	-20...+80 °C
HQL LED 3600 lm 29 W/2700 K E27	
HQL LED 3600 lm 29 W/2700 K E27	-20...+80 °C
HQL LED 4000 lm 29 W/4000 K E27	-20...+80 °C
HQL LED 4000 lm 29 W/4000 K E27	
HQL LED 3600 lm 30 W/2700 K E27	-20...+80 °C
HQL LED 4000 lm 30 W/4000 K E27	-20...+80 °C
HQL LED 4000 lm 30 W/4000 K E27	-20...+80 °C
HQL LED 5400 lm 41 W/2700 K E27	-20...+80 °C
HQL LED 5400 lm 41 W/2700 K E40	-20...+80 °C
HQL LED 6000 lm 41 W/4000 K E27	-20...+80 °C
HQL LED 6000 lm 41 W/4000 K E40	-20...+80 °C
HQL LED 5400 lm 46 W/2700 K E27	-20...+80 °C
HQL LED 5400 lm 46 W/2700 K E40	-20...+80 °C



Product description	Temperature range at storage
HQL LED 6000 lm 46 W/4000 K E27	-20...+80 °C
HQL LED 6000 lm 46 W/4000 K E27	-20...+80 °C
HQL LED 6000 lm 46 W/4000 K E40	-20...+80 °C
HQL LED 11700 lm 90 W/2700 K E40	-20...+80 °C
HQL LED 13000 lm 90 W/4000 K E40	-20...+80 °C
HQL LED 11700 lm 95 W/2700 K E40	-20...+80 °C
HQL LED 13000 lm 95 W/4000 K E40	-20...+80 °C
HQL LED 13000 lm 95 W/4000 K E40	-20...+80 °C

Energy labelling regulation data acc EU 2019/2015

Product description	Lighting technology used	Non-directional or directional	Mains or non-mains	Light source cap-type (or other electric interface)	Connected light source (CLS)
HQL LED 1800 lm 14.5 W/2700 K E27	LED	NDLS	MLS	E27	No
HQL LED 2000 lm 14.5 W/4000 K E27	LED	NDLS	MLS	E27	No
HQL LED 1800 lm 15 W/2700 K E27				E27	
HQL LED 2000 lm 15 W/4000 K E27				E27	
HQL LED 1800 lm 16 W/2700 K E27				E27	
HQL LED 2000 lm 16 W/4000 K E27				E27	
HQL LED 2000 lm 16 W/4000 K E27				E27	
HQL LED 2700 lm 21.5 W/2700 K E27	LED	NDLS	MLS	E27	No
HQL LED 3000 lm 21.5 W/4000 K E27	LED	NDLS	MLS	E27	No
HQL LED 2700 lm 22 W/2700 K E27				E27	
HQL LED 3000 lm 22 W/4000 K E27				E27	



Product description	Lighting technology used	Non-directional or directional	Mains or non-mains	Light source cap-type (or other electric interface)	Connected light source (CLS)
HQL LED 2700 lm 23 W/2700 K E27				E27	
HQL LED 3000 lm 23 W/4000 K E27				E27	
HQL LED 3600 lm 29 W/2700 K E27				E27	
HQL LED 3600 lm 29 W/2700 K E27	LED	NDLS	MLS	E27	No
HQL LED 4000 lm 29 W/4000 K E27	LED	NDLS	MLS	E27	No
HQL LED 4000 lm 29 W/4000 K E27				E27	
HQL LED 3600 lm 30 W/2700 K E27				E27	
HQL LED 4000 lm 30 W/4000 K E27				E27	
HQL LED 4000 lm 30 W/4000 K E27				E27	
HQL LED 5400 lm 41 W/2700 K E27	LED	NDLS	MLS	E27	No
HQL LED 5400 lm 41 W/2700 K E40	LED	NDLS	MLS	E40	No
HQL LED 6000 lm 41 W/4000 K E27	LED	NDLS	MLS	E27	No
HQL LED 6000 lm 41 W/4000 K E40	LED	NDLS	MLS	E40	No
HQL LED 5400 lm 46 W/2700 K E27				E27	
HQL LED 5400 lm 46 W/2700 K E40				E40	
HQL LED 6000 lm 46 W/4000 K E27				E27	
HQL LED 6000 lm 46 W/4000 K E27				E27	
HQL LED 6000 lm 46 W/4000 K E40				E40	
HQL LED 11700 lm 90 W/2700 K E40	LED	NDLS	MLS	E40	No
HQL LED 13000 lm 90 W/4000 K E40	LED	NDLS	MLS	E40	No



Product description	Lighting technology used	Non-directional or directional	Mains or non-mains	Light source cap-type (or other electric interface)	Connected light source (CLS)
HQL LED 11700 lm 95 W/2700 K E40				E40	
HQL LED 13000 lm 95 W/4000 K E40				E40	
HQL LED 13000 lm 95 W/4000 K E40				E40	

Product description	Color-tuneable light source	Envelope	High luminance light source	Anti-glare shield	Correlated colour temperature type
HQL LED 1800 lm 14.5 W/2700 K E27	No	No	No	No	SINGLE_VALUE
HQL LED 2000 lm 14.5 W/4000 K E27	No	No	No	No	SINGLE_VALUE
HQL LED 1800 lm 15 W/2700 K E27					SINGLE_VALUE
HQL LED 2000 lm 15 W/4000 K E27					SINGLE_VALUE
HQL LED 1800 lm 16 W/2700 K E27					SINGLE_VALUE
HQL LED 2000 lm 16 W/4000 K E27					SINGLE_VALUE
HQL LED 2000 lm 16 W/4000 K E27					SINGLE_VALUE
HQL LED 2700 lm 21.5 W/2700 K E27	No	No	No	No	SINGLE_VALUE
HQL LED 3000 lm 21.5 W/4000 K E27	No	No	No	No	SINGLE_VALUE
HQL LED 2700 lm 22 W/2700 K E27					SINGLE_VALUE
HQL LED 3000 lm 22 W/4000 K E27					SINGLE_VALUE
HQL LED 2700 lm 23 W/2700 K E27					SINGLE_VALUE
HQL LED 3000 lm 23 W/4000 K E27					SINGLE_VALUE
HQL LED 3600 lm 29 W/2700 K E27					SINGLE_VALUE
HQL LED 3600 lm 29 W/2700 K E27	No	No	No	No	SINGLE_VALUE
HQL LED 4000 lm 29 W/4000 K E27	No	No	No	No	SINGLE_VALUE



Product description	Color-tuneable light source	Envelope	High luminance light source	Anti-glare shield	Correlated colour temperature type
HQL LED 4000 lm 29 W/4000 K E27					SINGLE_VALUE
HQL LED 3600 lm 30 W/2700 K E27					SINGLE_VALUE
HQL LED 4000 lm 30 W/4000 K E27					SINGLE_VALUE
HQL LED 4000 lm 30 W/4000 K E27					SINGLE_VALUE
HQL LED 5400 lm 41 W/2700 K E27	No	No	No	No	SINGLE_VALUE
HQL LED 5400 lm 41 W/2700 K E40	No	No	No	No	SINGLE_VALUE
HQL LED 6000 lm 41 W/4000 K E27	No	No	No	No	SINGLE_VALUE
HQL LED 6000 lm 41 W/4000 K E40	No	No	No	No	SINGLE_VALUE
HQL LED 5400 lm 46 W/2700 K E27					SINGLE_VALUE
HQL LED 5400 lm 46 W/2700 K E40					SINGLE_VALUE
HQL LED 6000 lm 46 W/4000 K E27					SINGLE_VALUE
HQL LED 6000 lm 46 W/4000 K E27					SINGLE_VALUE
HQL LED 6000 lm 46 W/4000 K E40					SINGLE_VALUE
HQL LED 11700 lm 90 W/2700 K E40	No	No	No	No	SINGLE_VALUE
HQL LED 13000 lm 90 W/4000 K E40	No	No	No	No	SINGLE_VALUE
HQL LED 11700 lm 95 W/2700 K E40					SINGLE_VALUE
HQL LED 13000 lm 95 W/4000 K E40					SINGLE_VALUE
HQL LED 13000 lm 95 W/4000 K E40					SINGLE_VALUE
Product description	Claim of equivalent power	Chromaticity coordinate x	Chromaticity coordinate y	R9 Colour rendering index	Beam angle
HQL LED 1800 lm 14.5 W/2700 K E27	No	0.458	0.410	0.40	SPHERE_360

Product description	Claim of equivalent power	Chromaticity coordinate x	Chromaticity coordinate y	R9 Colour rendering index	Beam angle
HQL LED 2000 lm 14.5 W/4000 K E27	No	0.382	0.380	0.40	SPHERE_360
HQL LED 1800 lm 15 W/2700 K E27					
HQL LED 2000 lm 15 W/4000 K E27					
HQL LED 1800 lm 16 W/2700 K E27					
HQL LED 2000 lm 16 W/4000 K E27					
HQL LED 2000 lm 16 W/4000 K E27					
HQL LED 2700 lm 21.5 W/2700 K E27	No	0.458	0.410	0.40	SPHERE_360
HQL LED 3000 lm 21.5 W/4000 K E27	No	0.382	0.380	0.40	SPHERE_360
HQL LED 2700 lm 22 W/2700 K E27					
HQL LED 3000 lm 22 W/4000 K E27					
HQL LED 2700 lm 23 W/2700 K E27					
HQL LED 3000 lm 23 W/4000 K E27					
HQL LED 3600 lm 29 W/2700 K E27					
HQL LED 3600 lm 29 W/2700 K E27	No	0.458	0.410	0.40	SPHERE_360
HQL LED 4000 lm 29 W/4000 K E27	No	0.382	0.380	0.40	SPHERE_360
HQL LED 4000 lm 29 W/4000 K E27					
HQL LED 3600 lm 30 W/2700 K E27					
HQL LED 4000 lm 30 W/4000 K E27					
HQL LED 4000 lm 30 W/4000 K E27					
HQL LED 5400 lm 41 W/2700 K E27	No	0.458	0.410	0.40	SPHERE_360
HQL LED 5400 lm 41 W/2700 K E40	No	0.458	0.410	0.40	SPHERE_360



Product description	Claim of equivalent power	Chromaticity coordinate x	Chromaticity coordinate y	R9 Colour rendering index	Beam angle
HQL LED 6000 lm 41 W/4000 K E27	No	0.382	0.380	0.40	SPHERE_360
HQL LED 6000 lm 41 W/4000 K E40	No	0.382	0.380	0.40	SPHERE_360
HQL LED 5400 lm 46 W/2700 K E27					
HQL LED 5400 lm 46 W/2700 K E40					
HQL LED 6000 lm 46 W/4000 K E27					
HQL LED 6000 lm 46 W/4000 K E27					
HQL LED 6000 lm 46 W/4000 K E40					
HQL LED 11700 lm 90 W/2700 K E40	No	0.458	0.410	0.40	SPHERE_360
HQL LED 13000 lm 90 W/4000 K E40	No	0.382	0.380	0.40	SPHERE_360
HQL LED 11700 lm 95 W/2700 K E40					
HQL LED 13000 lm 95 W/4000 K E40					
HQL LED 13000 lm 95 W/4000 K E40					
Product description	Survival factor	Displacement factor	LED light source replaces a fluorescent light source	EPREL ID	Model number
HQL LED 1800 lm 14.5 W/2700 K E27	0.90	0.90	not applicable	503813	AC32907
HQL LED 2000 lm 14.5 W/4000 K E27	0.90	0.90	not applicable	503814	AC32908
HQL LED 1800 lm 15 W/2700 K E27					
HQL LED 2000 lm 15 W/4000 K E27					
HQL LED 1800 lm 16 W/2700 K E27					
HQL LED 2000 lm 16 W/4000 K E27					
HQL LED 2000 lm 16 W/4000 K E27					



Product description	Survival factor	Displacement factor	LED light source replaces a fluorescent light source	EPREL ID	Model number
HQL LED 2700 lm 21.5 W/2700 K E27	0.90	0.90	not applicable	503815	AC32909
HQL LED 3000 lm 21.5 W/4000 K E27	0.90	0.90	not applicable	503816	AC32910
HQL LED 2700 lm 22 W/2700 K E27					
HQL LED 3000 lm 22 W/4000 K E27					
HQL LED 2700 lm 23 W/2700 K E27					
HQL LED 3000 lm 23 W/4000 K E27					
HQL LED 3600 lm 29 W/2700 K E27					
HQL LED 3600 lm 29 W/2700 K E27	0.90	0.90	not applicable	503817	AC32911
HQL LED 4000 lm 29 W/4000 K E27	0.90	0.90	not applicable	503818	AC32912
HQL LED 4000 lm 29 W/4000 K E27					
HQL LED 3600 lm 30 W/2700 K E27					
HQL LED 4000 lm 30 W/4000 K E27					
HQL LED 4000 lm 30 W/4000 K E27					
HQL LED 5400 lm 41 W/2700 K E27	0.90	0.90	not applicable	503819	AC32913
HQL LED 5400 lm 41 W/2700 K E40	0.90	0.90	not applicable	503821	AC32915
HQL LED 6000 lm 41 W/4000 K E27	0.90	0.90	not applicable	503820	AC32914
HQL LED 6000 lm 41 W/4000 K E40	0.90	0.90	not applicable	503822	AC32916
HQL LED 5400 lm 46 W/2700 K E27					
HQL LED 5400 lm 46 W/2700 K E40					
HQL LED 6000 lm 46 W/4000 K E27					
HQL LED 6000 lm 46 W/4000 K E27					



Product description	Survival factor	Displacement factor	LED light source replaces a fluorescent light source	EPREL ID	Model number
HQL LED 6000 lm 46 W/4000 K E40					
HQL LED 11700 lm 90 W/2700 K E40	0.90	0.90	not applicable	503823	AC32917
HQL LED 13000 lm 90 W/4000 K E40	0.90	0.90	not applicable	503824	AC32918
HQL LED 11700 lm 95 W/2700 K E40					
HQL LED 13000 lm 95 W/4000 K E40					
HQL LED 13000 lm 95 W/4000 K E40					

Safety advice

- The bulb may be larger and heavier than the replaced bulb. Before installation it must be checked, if the luminaire and especially the holder is capable of carrying the weight of the lamp. If possible, please install the safety rope included in the package containing the lamp for the types 90 W lamps.
- Not suitable for operation with ignitors
- Operation on the capacitor can lead to a reduction of the power factor of the system.
- When installed horizontally, the t_c point of the lamp is located on the top side of the lamp.
- Use in tight luminaires and luminaires with tight reflectors not recommended.

APPLICATION ADVICE

For more detailed application information and graphics please see product datasheet.

SALES AND TECHNICAL SUPPORT

Sales and Technical Support www.ledvance.com

COUNTRY SPECIFIC INFORMATION

Product description	Product code	METEL-Code	SEG number	STK number	UK Org
HQL LED 1800 lm 14.5 W/2700 K E27	4058075612358	-	8296722	4802840	-
HQL LED 2000 lm 14.5 W/4000 K E27	4058075612372	-	8296723	4802841	-
HQL LED 1800 lm 15 W/2700 K E27	4058075453845	-	8295517	4802828	-
HQL LED 2000 lm 15 W/4000 K E27	4058075453869	-	8295518	4802829	-
HQL LED 1800 lm 16 W/2700 K E27	4058075362949	-	8294984	4731341	-
HQL LED 2000 lm 16 W/4000 K E27	4058075362963	-	8294985	4731342	-



Product description	Product code	METEL-Code	SEG number	STK number	UK Org
HQL LED 2000 lm 16 W/4000 K E27	4008597183010	-	-	-	-
HQL LED 2700 lm 21.5 W/2700 K E27	4058075612396	-	8296724	4802842	-
HQL LED 3000 lm 21.5 W/4000 K E27	4058075612419	-	8296725	4802843	-
HQL LED 2700 lm 22 W/2700 K E27	4058075453883	-	8295519	4802830	-
HQL LED 3000 lm 22 W/4000 K E27	4058075453906	-	8295520	4802831	-
HQL LED 2700 lm 23 W/2700 K E27	4058075124806	-	8294044	-	-
HQL LED 3000 lm 23 W/4000 K E27	4058075124783	-	8294045	-	-
HQL LED 3600 lm 29 W/2700 K E27	4058075453920	-	8295521	4802832	-
HQL LED 3600 lm 29 W/2700 K E27	4058075612433	-	8296726	4802844	-
HQL LED 4000 lm 29 W/4000 K E27	4058075612457	-	8296727	4802845	-
HQL LED 4000 lm 29 W/4000 K E27	4058075453944	-	8295522	4802833	-
HQL LED 3600 lm 30 W/2700 K E27	4058075124844	-	8294046	-	-
HQL LED 4000 lm 30 W/4000 K E27	4058075124820	-	8294048	-	-
HQL LED 4000 lm 30 W/4000 K E27	4008597183027	-	-	-	-
HQL LED 5400 lm 41 W/2700 K E27	4058075612471	-	8296728	4802846	-
HQL LED 5400 lm 41 W/2700 K E40	4058075612518	-	8296730	4802848	-
HQL LED 6000 lm 41 W/4000 K E27	4058075612495	-	8296729	4802847	-
HQL LED 6000 lm 41 W/4000 K E40	4058075612532	-	8296731	4802849	-
HQL LED 5400 lm 46 W/2700 K E27	4058075124868	-	8294049	-	-
HQL LED 5400 lm 46 W/2700 K E40	4058075124967	-	8294051	-	-
HQL LED 6000 lm 46 W/4000 K E27	4008597183034	-	-	-	-
HQL LED 6000 lm 46 W/4000 K E27	4058075127234	-	8294050	-	-
HQL LED 6000 lm 46 W/4000 K E40	4058075124943	-	8294052	-	-
HQL LED 11700 lm 90 W/2700 K E40	4058075612556	-	8296732	4802850	-
HQL LED 13000 lm 90 W/4000 K E40	4058075612570	-	8296733	4802851	-
HQL LED 11700 lm 95 W/2700 K E40	4058075125001	-	8294054	-	-
HQL LED 13000 lm 95 W/4000 K E40	4058075124981	-	8294056	-	-
HQL LED 13000 lm 95 W/4000 K E40	4008597183065	-	-	-	-

DOWNLOAD DATA

DOWNLOAD DATA



User instruction
HQL LED



DOWNLOAD DATA



User instruction
HQL LED



User instruction
User Instruction OSRAM HQL LED Gen4



Declarations of conformity
CE Declaration of Conformity OSRAM HQL LED Gen4



IES file (IES)
IES File AC26220 HQLLED1800 15W827 230V GL E27



LDT file (Eulumdat)
LDT File AC26220 HQLLED1800 15W827 230V GL E27



User instruction
User Instruction OSRAM HQL LED Gen4



Declarations of conformity
CE Declaration of Conformity OSRAM HQL LED Gen4



IES file (IES)
IES File AC26221 HQLLED2000 15W840 230V GL E27



LDT file (Eulumdat)
LDT File AC26221 HQLLED2000 15W840 230V GL E27



IES file (IES)
AC21047_HQLLED1800 16W 230V PROE27



LDT file (Eulumdat)
AC21047_HQLLED1800 16W 230V PROE27



IES file (IES)
AC21048_HQLLED2000 16W 230V PROE27



LDT file (Eulumdat)
AC21048_HQLLED2000 16W 230V PROE27



IES file (IES)
AC21048_HQLLED2000 16W 230V PROE27



LDT file (Eulumdat)
AC21048_HQLLED2000 16W 230V PROE27



User instruction
HQL LED



User instruction
HQL LED



User instruction
User Instruction OSRAM HQL LED Gen4



DOWNLOAD DATA



Declarations of conformity
CE Declaration of Conformity OSRAM HQL LED Gen4



IES file (IES)
IES File AC26222 HQLLED2700 22W827 230V GL E27



LDT file (Eulumdat)
LDT File AC26222 HQLLED2700 22W827 230V GL E27



User instruction
User Instruction OSRAM HQL LED Gen4



Declarations of conformity
CE Declaration of Conformity OSRAM HQL LED Gen4



IES file (IES)
IES File AC26223 HQLLED3000 22W840 230V GL E27



LDT file (Eulumdat)
LDT File AC26223 HQLLED3000 22W840 230V GL E27



User instruction
HQL LED PRO



PRODUCT DATASHEET
HQL LED 2700 lm 23 W 2700K E27 DATASHEET



Declarations of conformity
CE Declaration of Conformity HQL



IES file (IES)
AC21049_HQLLED2700 23W 230V PROE27



LDT file (Eulumdat)
AC21049_HQLLED2700 23W 230V PROE27



User instruction
HQL LED PRO



PRODUCT DATASHEET
HQL LED 3000 lm 23 W 4000K E27 DATASHEET



Declarations of conformity
CE Declaration of Conformity HQL



IES file (IES)
AC21050_HQLLED3000 23W 230V PROE27



LDT file (Eulumdat)
AC21050_HQLLED3000 23W 230V PROE27



User instruction
User Instruction OSRAM HQL LED Gen4



DOWNLOAD DATA



Declarations of conformity
CE Declaration of Conformity OSRAM HQL LED Gen4



IES file (IES)
IES File AC26224 HQLLED3600 29W827 230V GL E27



LDT file (Eulumdat)
LDT File AC26224 HQLLED3600 29W827 230V GL E27



User instruction
HQL LED



User instruction
HQL LED



User instruction
User Instruction OSRAM HQL LED Gen4



Declarations of conformity
CE Declaration of Conformity OSRAM HQL LED Gen4



IES file (IES)
IES File AC26225 HQLLED4000 29W840 230V GL E27



LDT file (Eulumdat)
LDT File AC26225 HQLLED4000 29W840 230V GL E27



User instruction
HQL LED PRO



PRODUCT DATASHEET
HQL LED 3600 lm 30 W 2700K E27 DATASHEET



Declarations of conformity
CE Declaration of Conformity HQL



IES file (IES)
AC21051_HQLLED3600 30W 230V PROE27



LDT file (Eulumdat)
AC21051_HQLLED3600 30W 230V PROE27



User instruction
HQL LED PRO



PRODUCT DATASHEET
HQL LED 4000 lm 30 W 4000K E27 DATASHEET



Declarations of conformity
CE Declaration of Conformity HQL



IES file (IES)
AC21052_HQLLED4000 30W 230V PROE27



DOWNLOAD DATA



LDT file (Eulumdat)
AC21052_HQLLED4000 30W 230V PROE27



User instruction
HQL LED PRO



Declarations of conformity
CE Declaration of Conformity HQL



IES file (IES)
AC21052_HQLLED4000 30W 230V PROE27



LDT file (Eulumdat)
AC21052_HQLLED4000 30W 230V PROE27



User instruction
HQL LED



User instruction
HQL LED



User instruction
HQL LED



User instruction
HQL LED



User instruction
HQL LED PRO



PRODUCT DATASHEET
HQL LED 5400 lm 46 W 2700K E27 DATASHEET



Declarations of conformity
CE Declaration of Conformity HQL



IES file (IES)
AC21053_HQLLED5400 46W 230V PROE27



LDT file (Eulumdat)
AC21053_HQLLED5400 46W 230V PROE27



User instruction
HQL LED PRO



PRODUCT DATASHEET
HQL LED 5400 lm 46 W 2700K E40 DATASHEET



Declarations of conformity
CE Declaration of Conformity HQL



IES file (IES)
AC21055_HQLLED5400 46W 230V PROE40



DOWNLOAD DATA



LDT file (Eulumdat)
AC21055_HQLLED5400 46W 230V PROE40



User instruction
HQL LED PRO



Declarations of conformity
CE Declaration of Conformity HQL



IES file (IES)
AC21054_HQLLED6000 46W 230V PROE27



LDT file (Eulumdat)
AC21054_HQLLED6000 46W 230V PROE27



User instruction
HQL LED PRO



PRODUCT DATASHEET
HQL LED 6000 lm 46 W 4000K E27 DATASHEET



Declarations of conformity
CE Declaration of Conformity HQL



IES file (IES)
AC21054_HQLLED6000 46W 230V PROE27



LDT file (Eulumdat)
AC21054_HQLLED6000 46W 230V PROE27



User instruction
HQL LED PRO



PRODUCT DATASHEET
HQL LED 6000 lm 46 W 4000K E40 DATASHEET



Declarations of conformity
CE Declaration of Conformity HQL



IES file (IES)
AC21056_HQLLED6000 46W 230V PROE40



LDT file (Eulumdat)
AC21056_HQLLED6000 46W 230V PROE40



User instruction
HQL LED
















User instruction
HQL LED



User instruction
HQL LED PRO



DOWNLOAD DATA

	PRODUCT DATASHEET HQL LED 11700 lm 95 W 2700K E40 DATASHEET
	Declarations of conformity CE Declaration of Conformity HQL
	IES file (IES) AC21057_HQLLED11700 95W 230VPROE40
	LDT file (Eulumdat) AC21057_HQLLED11700 95W 230VPROE40
	User instruction HQL LED PRO
	PRODUCT DATASHEET HQL LED 13000 lm 95 W 4000K E40 DATASHEET
	Declarations of conformity CE Declaration of Conformity HQL
	IES file (IES) AC21058_HQLLED13000 95W 230VPROE40
	LDT file (Eulumdat) AC21058_HQLLED13000 95W 230VPROE40
	User instruction HQL LED PRO
	Declarations of conformity CE Declaration of Conformity HQL
	IES file (IES) AC21058_HQLLED13000 95W 230VPROE40
	LDT file (Eulumdat) AC21058_HQLLED13000 95W 230VPROE40

LOGISTICAL DATA

Product code	Packaging unit (Pieces/Unit)	Dimensions (length x width x height)	Gross weight	Volume
4058075612358	Folding box 1	85 mm x 85 mm x 185 mm	250.00 g	1.34 dm ³
4058075612372	Folding box 1	85 mm x 85 mm x 185 mm	250.00 g	1.34 dm ³
4058075453845	Folding box 1	87 mm x 87 mm x 168 mm	260.00 g	1.27 dm ³
4058075453869	Folding box 1	87 mm x 87 mm x 168 mm	260.00 g	1.27 dm ³



Product code	Packaging unit (Pieces/Unit)	Dimensions (length x width x height)	Gross weight	Volume
4058075362949	Folding box 1	82 mm x 82 mm x 176 mm	518.00 g	1.18 dm ³
4058075362963	Folding box 1	82 mm x 82 mm x 176 mm	518.00 g	1.18 dm ³
4008597183010	Folding box 1	82 mm x 82 mm x 176 mm	518.00 g	1.18 dm ³
4058075612396	Folding box 1	105 mm x 105 mm x 195 mm	395.00 g	2.15 dm ³
4058075612419	Folding box 1	105 mm x 105 mm x 195 mm	395.00 g	2.15 dm ³
4058075453883	Folding box 1	107 mm x 107 mm x 203 mm	446.00 g	2.32 dm ³
4058075453906	Folding box 1	107 mm x 107 mm x 203 mm	446.00 g	2.32 dm ³
4058075124806	Folding box 1	82 mm x 82 mm x 176 mm	469.00 g	1.18 dm ³
4058075124783	Folding box 1	82 mm x 82 mm x 176 mm	469.00 g	1.18 dm ³
4058075453920	Folding box 1	107 mm x 107 mm x 203 mm	446.00 g	2.32 dm ³
4058075612433	Folding box 1	105 mm x 105 mm x 225 mm	440.00 g	2.48 dm ³
4058075612457	Folding box 1	105 mm x 105 mm x 225 mm	440.00 g	2.48 dm ³
4058075453944	Folding box 1	107 mm x 107 mm x 203 mm	446.00 g	2.32 dm ³
4058075124844	Folding box 1	82 mm x 82 mm x 201 mm	543.00 g	1.35 dm ³
4058075124820	Folding box 1	82 mm x 82 mm x 201 mm	543.00 g	1.35 dm ³
4008597183027	Folding box 1	82 mm x 82 mm x 201 mm	543.00 g	1.35 dm ³
4058075612471	Folding box 1	105 mm x 105 mm x 255 mm	506.00 g	2.81 dm ³
4058075612518	Folding box 1	105 mm x 105 mm x 255 mm	756.00 g	2.81 dm ³
4058075612495	Folding box 1	105 mm x 105 mm x 255 mm	506.00 g	2.81 dm ³
4058075612532	Folding box 1	105 mm x 105 mm x 255 mm	756.00 g	2.81 dm ³
4058075124868	Folding box 1	87 mm x 87 mm x 231 mm	743.00 g	1.75 dm ³



Product code	Packaging unit (Pieces/Unit)	Dimensions (length x width x height)	Gross weight	Volume
4058075124967	Folding box 1	87 mm x 87 mm x 231 mm	763.00 g	1.75 dm ³
4008597183034	Folding box 1	87 mm x 87 mm x 231 mm	743.00 g	1.75 dm ³
4058075127234	Folding box 1	87 mm x 87 mm x 231 mm	743.00 g	1.75 dm ³
4058075124943	Folding box 1	87 mm x 87 mm x 231 mm	763.00 g	1.75 dm ³
4058075612556	Folding box 1	115 mm x 115 mm x 300 mm	1463.00 g	3.97 dm ³
4058075612570	Folding box 1	115 mm x 115 mm x 300 mm	1463.00 g	3.97 dm ³
4058075125001	Folding box 1	117 mm x 117 mm x 301 mm	1518.00 g	4.12 dm ³
4058075124981	Folding box 1	117 mm x 117 mm x 301 mm	1518.00 g	4.12 dm ³
4008597183065	Folding box 1	117 mm x 117 mm x 301 mm	1518.00 g	4.12 dm ³

The mentioned product code describes the smallest quantity unit which can be ordered. One shipping unit can contain one or more single products. When placing an order, for the quantity please enter single or multiples of a shipping unit.

DISCLAIMER

Subject to change without notice. Errors and omission excepted. Always make sure to use the most recent release.

